



ORIGINTM
ALL-IN-ONE GEL POLISHTM

**California
Chemical
Specialties**

Preparation:

Step-by-step instructions for the application and removal of ORIGIN™ All-In-One Gel Polish™



1. Wash hands thoroughly with soap and warm water, primarily focusing on the nail and cuticle area.

TIP: Washing hands in warm water will help remove any oil and debris from the natural nail. This will ensure maximum adhesion of ORIGIN All-In-One Gel Polish.



2. Gently push back the cuticle and shape the free edge of the nail.



3. Gently remove surface shine from the natural nail using a buffing block or nail file.



4. Clean the entire surface of the nail plate with a lint-free toilette saturated with 100% acetone.

TIP: Remember to clean around the cuticle and underneath the free edge of the nail. Once nails are prepped, do not touch hair or face. Doing so will cause oils to redeposit on the nail surface.

Application:

1. Apply a thin coat of ORIGIN All-In-One Gel Polish to the first four fingers of one hand, then the other hand. Polish thumbs separately.

TIP: *To avoid a runny application, remove any excess product from the brush.*



a. Begin in the center of the nail and gently glide the brush toward the cuticle line and then down to the free edge.

b. Lift the brush and repeat on both sides of the nail.

TIP: *This layer will be slightly translucent if applied correctly.*

d. Cap the free edge of the nail to ensure longer wear and to help prevent chipping.

TIP: *Before curing, be sure to remove any excess gel from around the cuticle and side walls.*

2. Cure for 60 seconds in a 9-watt LED lamp. Or, cure for 2 minutes in a 36-watt UV lamp.

3. Without removing the tacky residue, apply a second thin coat of ORIGIN and cure.

4. Remove the tacky residue from each nail using a lint-free toilette saturated with 100% alcohol.

DONE!

TIP: *After removing the tacky residue, some of the color will slightly transfer to the wipe – this is normal.*

Removal:

1. Lightly rough the surface of the nail with a medium-grit file to break the seal and remove shine.
2. Soak nails in a 100% acetone for 5 minutes. You will see the polish peel away from the nail. If any gel remains on the nail, gently loosen with an orange wood stick and wipe.

OR

Saturate a cotton pad with 100% acetone. Place cotton on the nail and wrap with aluminum foil . After 5 minutes remove wrap. If any gel remains on the nail, gently loosen with an orange wood stick and wipe.

Important Tips

- Read ORIGIN All-In-One-Gel Polish instructions at www.ccsnails.com
- Shake bottle before use.
- Proper preparation of the nail is critical to a long lasting gel manicure.
- Don't try to polish all ten nails at once - apply polish and cure the first four fingers of one hand, then the other hand. Polish and cure thumbs separately.
- Apply gel in thin even coats (thin even coats look and perform best!).
- To ensure that the right amount of gel is applied every time, remove excess gel by wiping the applicator brush against the neck of the bottle.
 - *Note: ORIGIN is a "solvent-free" gel polish system which is slightly thicker than traditional solvent gel polish systems.*
- Before curing, be sure to cap the free edge of the nail and clean excess gel from around the cuticle and side walls.
- Keep nails flat and level during application and curing.
- Remove "tacky" layer from nails only after the second coat of gel polish has been applied.

ORIGIN Color Palette



Kandi Koral




Simply Red



Girl Power Pink



Dark Lilac



Purple Velvet



Princess Pink



Smurf Blue



Lime Green




Georgia Peach



Teal



Perry Winkle




Pastel




Go Green!



Pink a La Carte




Oxford Grey



Lemonade




Passion Purple



Lavender

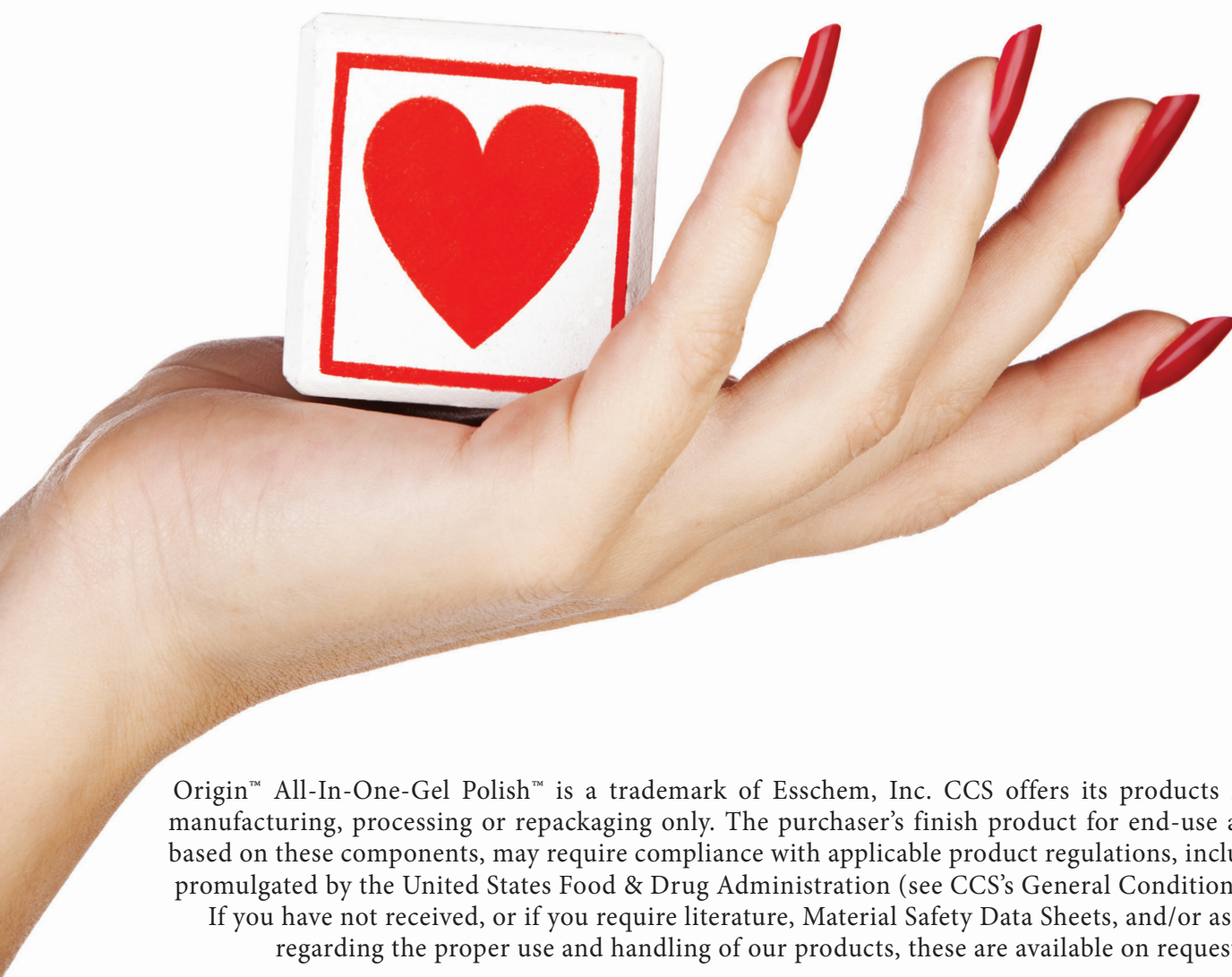


True Blue



Sand

To learn more about this outstanding new product and to experience the benefits yourself, visit our website at www.ccsnails.com or call **1-800-POLYMER (800-765-9637)**. A Customer Service representative will be happy to answer your questions, provide you with samples, and fill your order right away.



Origin™ All-In-One-Gel Polish™ is a trademark of Esschem, Inc. CCS offers its products in bulk for manufacturing, processing or repackaging only. The purchaser's finish product for end-use application, based on these components, may require compliance with applicable product regulations, including those promulgated by the United States Food & Drug Administration (see CCS's General Conditions of Sales).

If you have not received, or if you require literature, Material Safety Data Sheets, and/or assistance regarding the proper use and handling of our products, these are available on request .